



ACCESSIBLE PARKING

WHERE ACCESSIBLE PARKING IS REQUIRED.

Each lot or parking structure where parking is provided for the public as clients, guests or employees, shall provide accessible parking as required by Section 1129B.

WHERE ACCESSIBLE PARKING SPACES MUST BE LOCATED.

Accessible parking spaces serving a particular building shall be located on the shortest accessible route of travel from adjacent parking to an accessible entrance (as near as practical to an accessible entrance). In parking facilities that do not serve a particular building, accessible parking shall be located on the shortest accessible route of travel to an accessible pedestrian entrance of the parking facility. In buildings with multiple accessible entrances with adjacent parking, accessible parking spaces shall be dispersed and located closest to the accessible entrances.

SLOPE OF ACCESSIBLE PARKING SPACES AND ACCESS AISLES

Surface slopes of accessible parking spaces and access aisles shall be the minimum possible and shall not exceed one unit vertical to 50-units horizontal (2-percent slope) IN ANY DIRECTION. Fig. 11B-18A through C.

ARRANGEMENT OF ACCESSIBLE PARKING SPACES.

Access aisle must be provided on the **passenger side** of the vehicle for single spaces when vehicle is going forward into the parking space. Where more than one accessible space is provided, the access aisle can be located in the center, between the accessible spaces. Access aisles must always be provided on the passenger side for van-accessible spaces.

The words "NO PARKING" shall be painted on the ground within each 5- foot (8-feet for "van accessible") loading and unloading access aisle. This notice shall be painted in white letters not less than 12 inches high and located so that it is visible to traffic enforcement officials.

In each parking area, a bumper or curb shall be provided and located to prevent encroachment of cars over the required width of walkways. Accessible parking spaces shall be so located that persons with disabilities are not compelled to wheel or walk behind parked cars other than their own.

Ramp shall not encroach into any accessible parking space or the adjacent access aisle. Pedestrian ways which are accessible to persons with disabilities shall be provided from each such parking space to related facilities, including curb cuts or ramps as needed. Ramps shall not encroach into any accessible parking space or the adjacent access aisle. See Figures and Illustrations.

ACCESSIBLE PARKING SPACE REQUIREMENTS

The Following is a table to determine the number of accessible parking spaces required:

Total Number of Parking Spaces in Lot or Garage	Minimum Required Number of Spaces
1-25	1
26-50	2
51-75	3
76-100	4
101-150	5
151-200	6
201-300	7
301-400	8
401-500	9
501-1000	2% of Total
1001 and over	20 plus 1 for each 100 or fraction thereof over 1001

Van Space(s): One in every eight accessible spaces, but not less than one, shall be served by an access aisle 96 inches wide minimum placed on the side opposite the driver's side when the vehicle is going forward into the parking space and shall be designated "van accessible".

Medical care outpatient facilities: At facilities providing medical care and other services for persons with mobility impairments, parking spaces complying with Section 1129B shall be provided in accordance with Table 11B-6, except as follows:

1) Outpatient units and facilities: 10% of the total number of parking spaces provided serving each such outpatient unit or facility.

2) 20% of the total number of parking spaces provided serving each such unit or facility that specializes in treatment or services for persons with mobility impairments.

IDENTIFICATION OF ACCESSIBLE PARKING SPACES

1. Each parking space reserved for persons with disabilities shall be identified by a reflectorized sign permanently posted immediately adjacent to and visible from each stall or space, consisting of the International Symbol of Accessibility in white on a dark blue background. The sign shall not be smaller than 70 square inches in area and, when in a path of travel, shall be posted at a minimum height of 80 inches (2032 mm) from the bottom of the sign to the parking space finished grade. (1129B.4, Fig 11B-18A, 18B, & 18C).
2. Signs, to identify accessible parking spaces, may also be centered on a wall at the interior end of the parking space. (1129B.4). An additional sign or additional language below the symbol of accessibility shall state **"Minimum Fine \$250."**
3. Van accessible parking spaces shall have an additional sign stating "Van Accessible" mounted below the symbol of accessibility. Signs identifying accessible parking spaces shall be located so they cannot be obscured by a vehicle parked in the space. (1129B.4)
4. An additional sign shall also be posted in a conspicuous place at each entrance to off-street parking facilities, or immediately adjacent to and visible from each stall or space. The sign shall be not less than 17 inches by 22 inches in size with lettering not less than 1 inch in height, which clearly and conspicuously states the following: (1129B.4)
"Unauthorized vehicles parked in designated accessible spaces not displaying distinguishing placards or special license plates issued for persons with disabilities will be towed away at owner's expense. Towed vehicles may be reclaimed at _____ or by Telephoning _____."
 Blank spaces are to be filled in with appropriate information as a permanent part of the sign.
5. The surface of each accessible parking space or stall shall have a surface identification duplicating either of the following schemes: (1129B.4, Fig 11B-18A, 18B, & 18C)
 - a) By outlining or painting the stall or space in blue and outlining on the ground in the stall or space in white or suitable contrasting color a profile view depicting a wheelchair with occupant; OR
 - b) By outlining a profile view of a wheelchair with occupant in white on blue background. The profile view shall be located so that it is visible to a traffic enforcement officer when a vehicle is properly parked in the space and shall be 36 inches high by 36 inches wide.

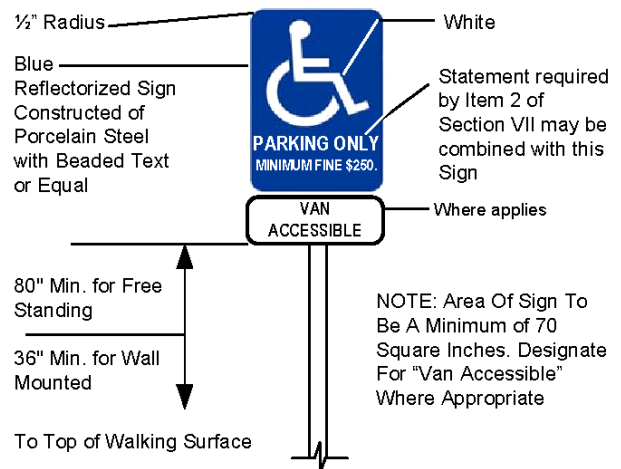
PARKING STRUCTURES

All entrances to and vertical clearances within parking structures shall have a minimum vertical clearance of 8-feet 2-inches where required for accessibility to accessible parking spaces.

PASSENGER DROP-OFF AND LOADING ZONES

1. Where provided, passenger drop-off and loading zones shall be located on an accessible route of travel (complying with Section 1114B.1.2) and shall comply with 1131B.2.
2. Where provided, one passenger drop-off and loading zone shall provide an access aisle at least 60 inches wide and 20 feet long adjacent and parallel to the vehicle pull-up space. Vehicle standing spaces and access aisles shall be level with surface slopes not exceeding 1:50 (2 percent slope) in all directions. If there are curbs between the access aisle and the vehicle pull-up space, then a curb ramp shall be provided.
3. Provide minimum vertical clearance of 114 inches (9'-6") at accessible passenger loading zones and along at least one vehicle access route to such areas from site entrances and exits.
4. Valet parking facilities shall provide a passenger loading zone complying with Section 1131B.2 and shall be located on an accessible route of travel (complying with Section 1114B.1.2) to the entrance of the facility. The parking space requirements of Section 1129B through 1130B apply to facilities with valet parking.

Sign Installed At Each Space



THESE DIAGRAMS ILLUSTRATE THE SPECIFIC REQUIREMENTS OF THESE REGULATIONS AND ARE INTENDED ONLY AS AN AID FOR BUILDING DESIGN AND CONSTRUCTION

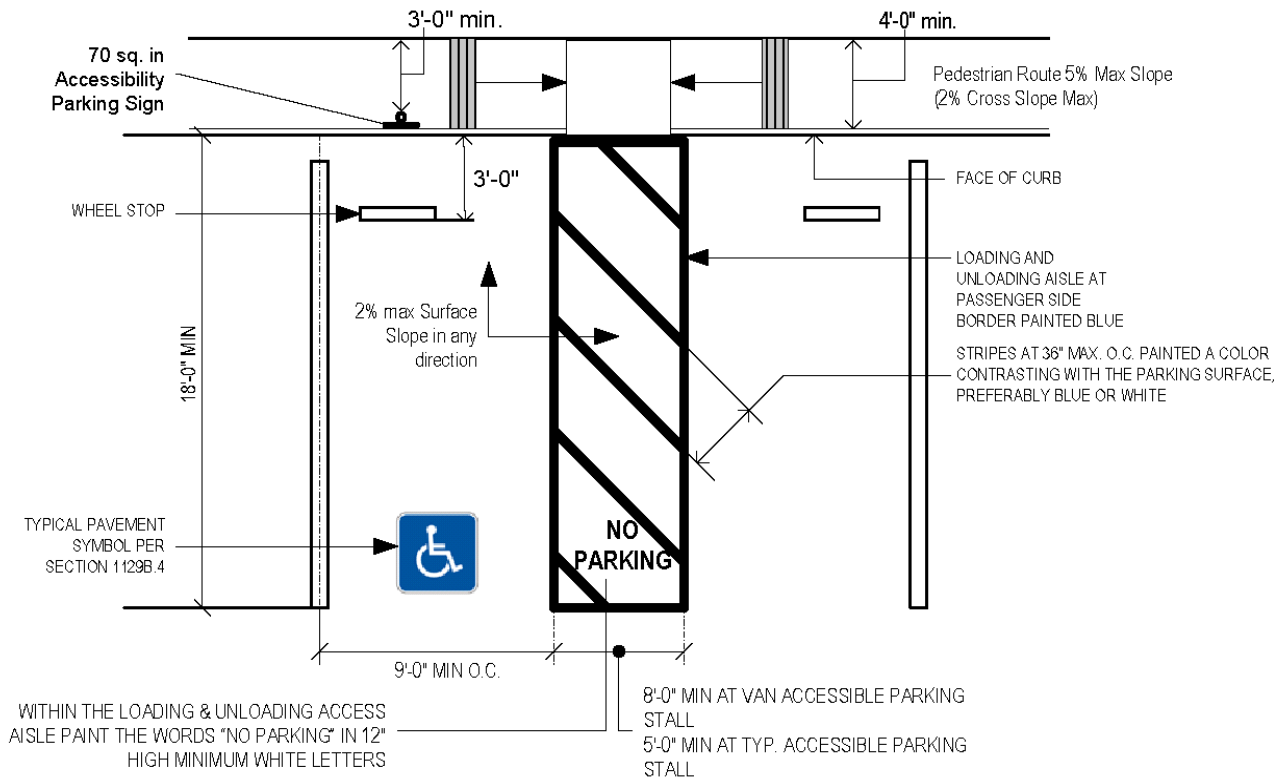


FIGURE 11B-18B – SINGLE PARKING STALL

NOTE:
WHEN ONLY ONE ACCESSIBLE PARKING IS PROVIDED, IT MUST BE VAN ACCESSIBLE

Curb Ramps need to comply with provisions of Sec.1127B.5 including requirements for detectable warnings.

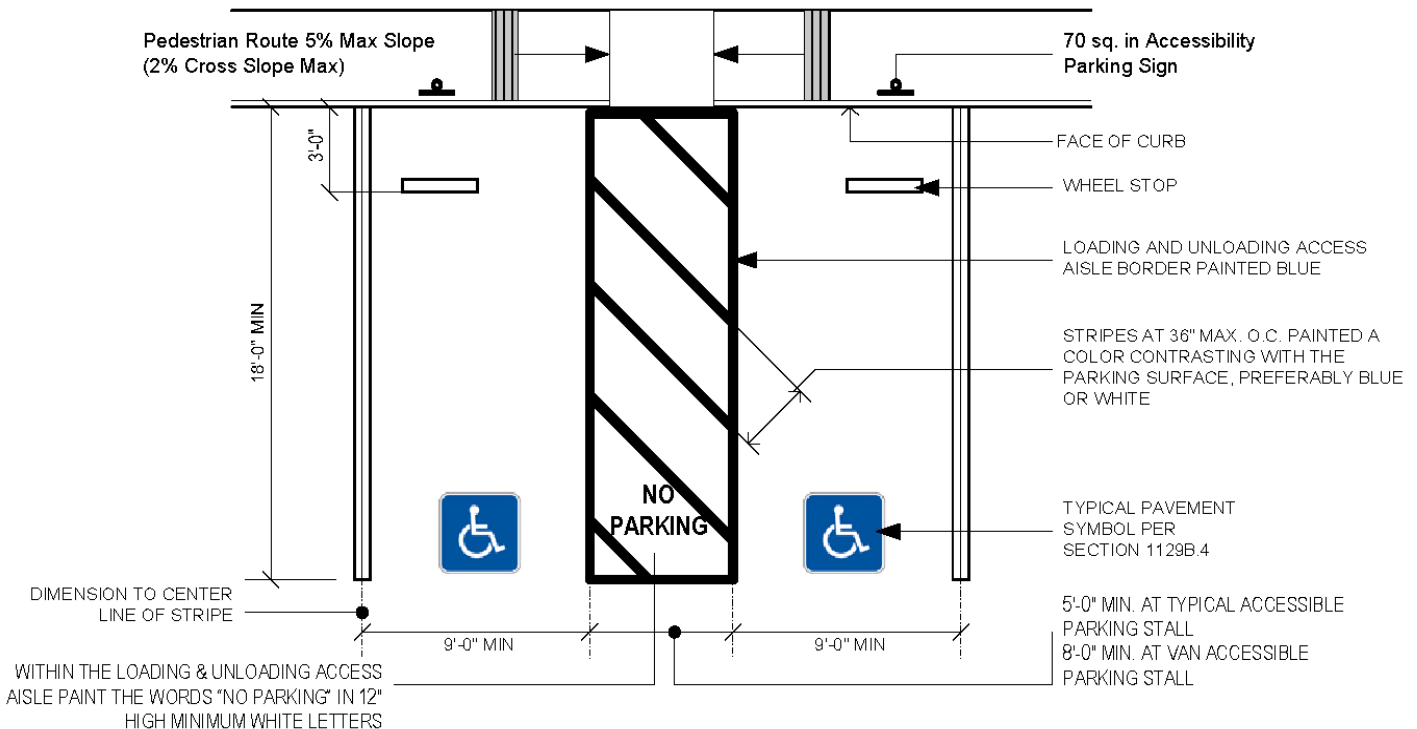


FIGURE 11B-18A – DOUBLE PARKING STALLS

THESE DIAGRAMS ILLUSTRATE THE SPECIFIC REQUIREMENTS OF THESE REGULATIONS AND ARE INTENDED ONLY AS AN AID FOR BUILDING DESIGN AND CONSTRUCTION

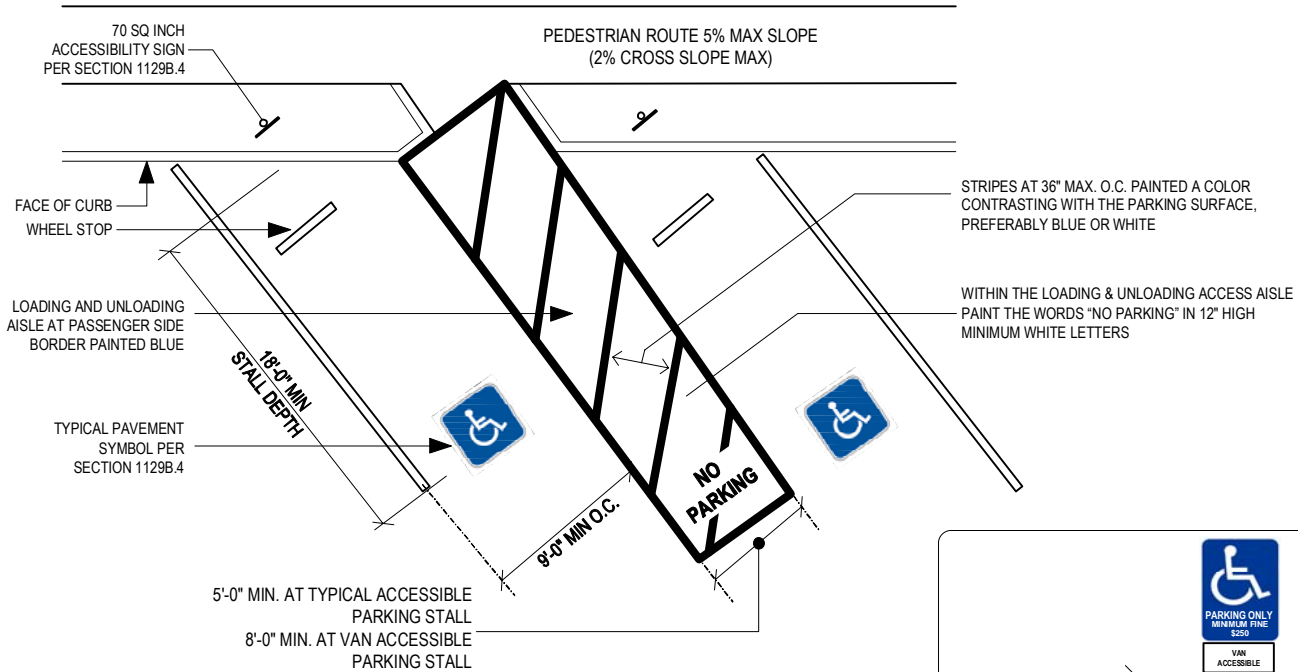


FIGURE 11B-18C – DIAGONAL PARKING STALLS

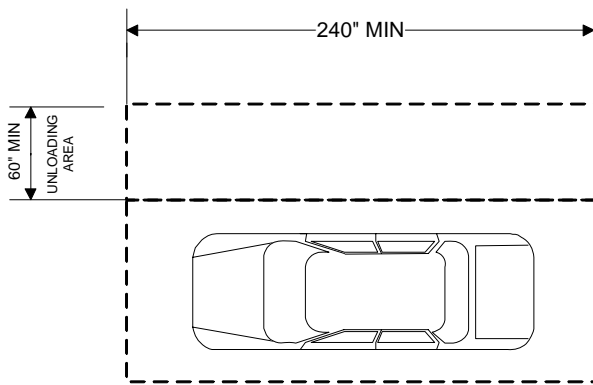
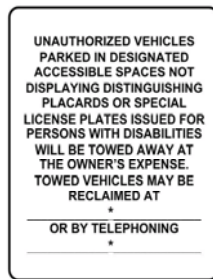
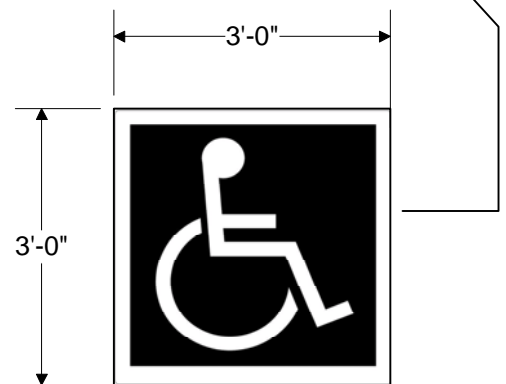


FIGURE 11B – 24 ACCESS AISLE AT PASSENGER LOADING ZONES



* BLANK SPACES ARE TO BE FILLED IN WITH APPROPRIATE INFORMATION AS A PERMANENT PART OF THE SIGN



SECTION 1129B.4